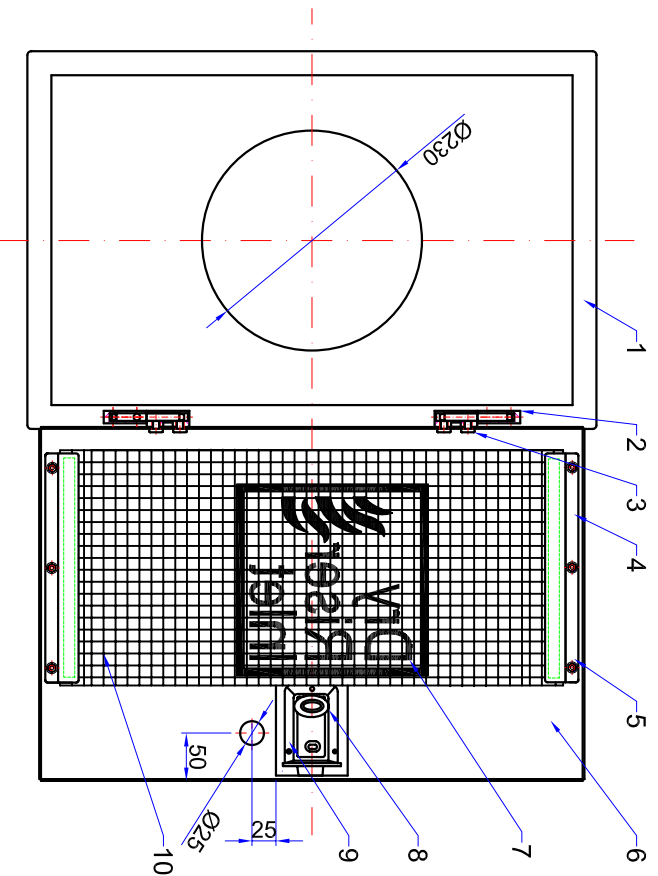
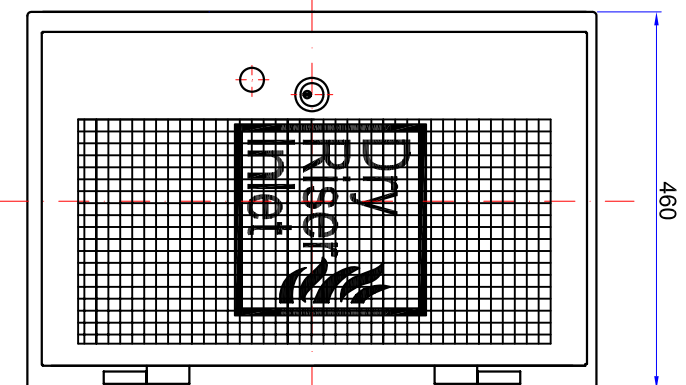


door opening status

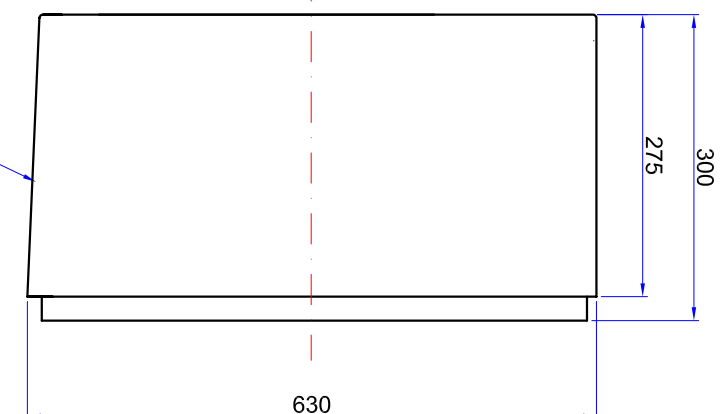


door closing status



side view

inclination at the bottom $\geq 5^\circ$



- Technical Requirements:
- 1、 Hinge installation per drawing shown.
 - 2、 In close status, door and frame shall be flush and the opening angle of door shall achieve 180 degrees.
 - 3、 During urgent situation and no key to open the door, the wire glass can be broken and then open the door from inside by hand.

11	DLG04-005	packing carton	1	double corrugated carton					
10	DLX01-059-03	6mm wire glass	1	wire glass 553 × 305 × 6mm					
9	GB/T818-2000	M4 x 16 head screw	3	steel				bright zinc plate	
8	DLX02-037A	latch lock	1	assembly				key brass color	
7	DLX01-035-03-Y01	marking	1						

6	DLX01-059-02	door frame	1	cold rolled low carbon sheets					wrinkle(orange peel) spray red plastic
5	GB/T6182-2000	MM5 hexagon locking nut	6	copper					Bright nickel plating
4	DLX02-039	press plate	1	1.5mm Color zinc plate					
3	DLX02-065	M8 cross recess head screw	8	steel					galvanize
2	DLX01-059-01	hinge	1	assembly					
1	DLX01-059-01	cabinet shell	1	cold rolled low carbon sheets					wrinkle(orange peel) spray red plastic
No.	Drawing No.	Name	QTY	Material	Weight	Remark			

SURFACE MOUNTED OUTLET CABINET

RED(VERTICAL)/DIMENSIONS:
H630MMXW460MMXD275MM)

Code No.
HC024

Zone	Revision note	Date	Signature	Assembly	W.T.	Kg	Scale 1:8
Drawn							
Checked	Approved						

Hydrotech